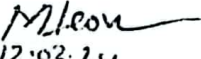



MOD FOR THE: February/ 2024

Sl.	Item	Current Month	Previous Month
1	No. of Consumers	25,105	24,990
2	No. of Active Consumers	25,105	24,990
3	No. of Consumers Billed	23,383	23,316
4	Percentages of Consumers Billed	93.14%	93.30%
5	Net Energy Imported (Kwh)	2,974,581	3,099,216
6	Net Energy Generated (Kwh)	0	0
7	Total Import (5+6)	2,974,581	3,099,216
8	Total Energy Sold To Consumer (Kwh)	2,804,492	2,890,974
9	Energy Lost (7-8) (Kwh)	170,089	208,242
10	System Loss (7/5X100) %	5.72%	6.72%
11	Net Billed Amount (Tk)	24,736,617	23,304,444
12	Total Gross Billed Amount (Tk)	25,188,521	23,771,840
13	Net Collected Amount (Tk)	21,189,907	23,850,874
14	Total Gross Collected Amount (Tk)	21,641,811	24,318,270
15	Miscellaneous Collected Amount	451,904	467,396
16	C/I Ratio $\{(14 \times 8) / (12 \times 7)\} \times 100\%$	81.01%	95.43%
17	C/B Ratio $\{14 / 12\} \times 100\%$	85.92%	102.30%
18	Billing Rate	8.82	8.06
19	A/C Receivable M Tk	38,886,990.00	35,340,280.00
20	Equivalent Month	1.57	1.52

Certified that the above data are true, correct & based on records.


Sub-Assistant Engineer
S & D, wzpdcl, Jhalokathi.


Assistant Engineer
S & D, wzpdcl, Jhalokathi.


Executive Engineer
S & D, wzpdcl, Jhalokathi.

1.2 CONSUMER BILLED & ENERGY SOLD :


MOD FOR THE: February/ 2024

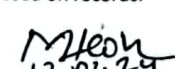
Category	Previous month end consumer number	Newly connected consumer number	Permanently discounted consumer number	Total number of consumer	Disconnected seasonal consumer number	Active consumer number	Number of consumer billed	Energy Sold in Kwh	
								Current month	Previous month
01	02	03	04	05 (2+3+4)	06	07 (5-6)	08	09	10
LT-A	21666	103	0	21776	0	21776	20593	1839361	1855108
LT-B	1	0	0	1	0	1	1	20	20
LT-C1	148	0	0	148	0	148	113	76297	95621
LT-C2	14	0	0	14	0	14	5	1300	2150
LT-D1	346	0	0	346	0	346	304	64694	72549
LT-D2	28	0	0	28	0	28	25	75011	77665
LT-D3	27	0	0	27	0	27	20	67840	70750
LT-E	2728	4	0	2733	0	2733	2295	350864	372706
LT-7	6	0	0	6	0	6	2	935	128
MT-1	0	0	0	0	0	0	0	0	0
MT-2	7	0	0	7	0	7	7	59688	58998
MT-3	11	0	0	11	0	11	11	175302	199997
MT-4	0	0	0	0	0	0	0	0	0
MT-5	8	0	0	8	0	8	7	93180	85282
MT-6	0	0	0	0	0	0	0	0	0
MT-7	0	0	0	0	0	0	0	0	0
MT-8	0	0	0	0	0	0	0	0	0
HT-1	0	0	0	0	0	0	0	0	0
HT-2	0	0	0	0	0	0	0	0	0
HT-3	0	0	0	0	0	0	0	0	0
HT-4	0	0	0	0	0	0	0	0	0
EHT-1	0	0	0	0	0	0	0	0	0
EHT-2	0	0	0	0	0	0	0	0	0
Total	24,990	107	0	25,105	0	25,105	23,383	2,804,492	2,890,974


New Connection Information :

1	No. of Application pending at the end of previous month	0
2	(+) No. of Application received during the month	107
3	(-) Newly connected consumer during the month	107
4	No. of Application pending at the end of Current month	0

Certified that the above data are true, correct & based on records.


Sub-Assistant Engineer
S & D, wzpdcl, Jhalokathi.


Assistant Engineer
S & D, wzpdcl, Jhalokathi.


Executive Engineer
S & D, wzpdcl, Jhalokathi.

3.1 Energy :

MOD FOR THE: February/ 2024

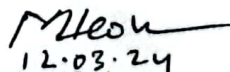
Type of consumer	Category	Current Month (Taka)							Previous Month (Taka)	
		Energy	Demand Charged	Pre-Payment Meter Rent	Val	Total	Billing Rate	Net Billed Amount	Net Billed Amount	Billing Rate
1	2	3	4	5	6	7=(3+4+5+6)	8	9=(3+4+5)	10	11
Residential	LT-A	10,846,572.00	2,016,273.00	-	643,102.00	13,505,947.00	7.0	12,862,845.00	10,180,418.00	6.00
Agricultural Pump	LT-B	105.00	84.00	-	9.00	198.00	9.5	189.00	96.00	8.00
Small Industry	LT-C1	820,955.00	99,792.00	-	46,038.00	966,785.00	12.06793	920,747.00	944,735.00	12.00
Construction- LT	LT-C2	19,695.00	4,440.00	-	1,207.00	25,342.00	18.6	24,135.00	29,864.00	14.65
Edu, Reg & Wel. Office and Hospital	LT-D1	495,100.00	60,900.00	-	27,806.00	583,806.00	8.6	556,000.00	511,216.00	8.00
Street Lt & Water P	LT-D2	728,377.00	25,020.00	-	37,667.00	791,064.00	10.0	753,397.00	691,990.00	9.00
Battery Charging St	LT-D3	652,621.00	24,750.00	-	33,867.00	711,238.00	10.0	677,371.00	625,430.00	9.00
Commercial & Office	LT-E	4,563,545.00	679,140.00	-	262,143.00	5,504,828.00	14.9	5,242,685.00	4,445,896.00	13.00
Temporary- LT	LT-T	18,859.00	1,200.00	-	1,003.00	21,062.00	21.5	20,059.00	2,371.00	20.00
Residential- MT	MT-1	-	-	-	-	-	#DIV/0!	-	-	0.00
Com. & Office- MT	MT-2	680,637.00	48,330.00	-	36,445.00	765,412.00	12.2	728,967.00	610,780.00	11.00
Industry- MT	MT-3	1,767,183.00	161,100.00	-	96,409.00	2,024,692.00	11.0	1,928,283.00	1,820,320.00	10.00
Construction- MT	MT-4	-	-	-	-	-	#DIV/0!	-	-	0.00
General- MT	MT-5	908,359.00	113,580.00	-	51,092.00	1,073,031.00	11.0	1,021,939.00	757,828.00	11.00
Temporary- MT	MT-6	-	-	-	-	-	-	-	-	-
Battery Charging St	MT-7	-	-	-	-	-	-	-	-	-
Agricultural Pump	MT-8	-	-	-	-	-	-	-	-	-
General- HT	HT-1	-	-	-	-	-	-	-	-	-
Com. & Office- HT	HT-2	-	-	-	-	-	-	-	-	-
Industry- HT	HT-3	-	-	-	-	-	-	-	-	-
Construction- HT	HT-4	-	-	-	-	-	-	-	-	-
General- EHT1	EHT-1	-	-	-	-	-	-	-	-	-
General- EHT2	EHT-2	-	-	-	-	-	-	-	-	-
Sub Total 3.1		21,502,008.00	3,234,609.00	-	1,236,788.00	25,973,405.00	8.82	24,736,617.00	20,620,944.00	7.13

3.2 Miscellaneous Collected Amount :

Descriptions	Current Month	Previous Month
Application Fee	10,500.00	4,750.00
Disconnection Reconnection Fee	6,000.00	7,420.00
Late Payment Surcharge	182,221.20	279,997.40
Meter Testing Fee	12,420.00	8,970.00
Transformer Rent		
Penalty for Unauthorised Connection (Magistrate Court)		
Bank Interest	0.00	0.00
Others (Specify)	240,763.00	166,259.00
Sub Total 4.2	451,904.20	609,124.00
Grand Total Gross Bill (3.1+3.2)	25,188,521.20	23,771,840.00
3.3 Security		
Security Deposit Receipt	920,650.00	128,550.00
Bank Interest on Security Deposit	0.00	0.00

Certified that the above data are true, correct & based on records.


Sub-Assistant Engineer
S & D, wzpdcl, Jhalokathi.


Assistant Engineer
S & D, wzpdcl, Jhalokathi.


Executive Engineer
S & D, wzpdcl, Jhalokathi.

4.1 Energy :

MOD FOR THE: February/ 2024

Type of consumer	Category	Current Month (Taka)						Previous Month (Taka)	
		Energy	Demand Charged	Pre-Payment	Val	Total	Net Collection Amount	Net Collection Amount	
1	2	3	4	5	6	7=(3+4+5+6)	8=(3+4+5)	9	
Residential	LT-A	10,729,092.00	1,400,955.00	-	639,195.80	12,769,242.80	12,130,047.00	12,338,509.00	
Agricultural Pump	LT-B	-	-	-	-	-	-	-	
Small Industry	LT-C1	809,265.00	65,320.00	-	43,692.00	918,277.00	874,585.00	994,601.00	
Construction- LT	LT-C2	47,149.00	3,500.00	-	2,462.00	53,111.00	50,649.00	66,170.00	
Edu, Reg & Wel. Org and etc	LT-D1	318,575.00	39,750.00	-	17,791.00	376,116.00	358,325.00	1,212,692.00	
Street Lt & Water P	LT-D2	26,730.00	600.00	-	1,367.00	28,697.00	27,330.00	752,424.00	
Battery Charging St	LT-D3	734,422.00	18,600.00	-	37,650.00	790,672.00	753,022.00	734,912.00	
Commercial & Office	LT-E	3,850,738.00	461,325.00	-	215,376.00	4,527,439.00	4,312,063.00	5,210,019.00	
Temporary- LT	LT-T	44,715.00	1,000.00	-	2,285.00	48,000.00	45,715.00	2,274.00	
Residential- MT	MT-1	-	-	-	-	-	-	-	
Com. & Office- MT	MT-2	115,091.00	5,025.00	-	6,005.00	126,121.00	120,116.00	116,112.00	
Industry- MT	MT-3	1,820,320.00	133,800.00	-	97,701.00	2,051,821.00	1,954,120.00	1,965,588.00	
Construction- MT	MT-4	-	-	-	-	-	-	-	
General- MT	MT-5	531,685.00	32,250.00	-	28,194.00	592,129.00	563,935.00	457,573.00	
Temporary- MT	MT-6	-	-	-	-	-	-	-	
Battery Charging St	MT-7	-	-	-	-	-	-	-	
Agricultural Pump	MT-8	-	-	-	-	-	-	-	
General- HT	HT-1	-	-	-	-	-	-	-	
Com. & Office- HT	HT-2	-	-	-	-	-	-	-	
Industry- HT	HT-3	-	-	-	-	-	-	-	
Construction- HT	HT-4	-	-	-	-	-	-	-	
General- EHT1	EHT-1	-	-	-	-	-	-	-	
General- EHT2	EHT-2	-	-	-	-	-	-	-	
Sub Total 4.1		19,027,782.00	2,162,125.00		1,091,718.80	22,281,625.80	21,189,907.00	23,850,874.00	

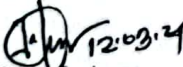
4.2 Miscellaneous Collected Amount :

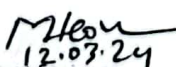
Descriptions	Current Month	Previous Month
Application Fee	10,500.00	4,750.00
Disconnection Reconnection Fee	6,000.00	7,420.00
Late Payment Surcharge	182,221.20	279,997.40
Meter Testing Fee	12,420.00	8,970.00
Transformer Rent		
Penalty for Unauthorised Connection (Magistrate Court)		
Bank Interest		
Others (Specify)	240,763.00	166,259.00
Sub Total 4.2	451,904.20	609,124.00
Grand Total Gross Collection (4.1+4.2)	21,641,811.20	24,318,270.00

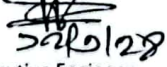
4.3 Security

Security Deposit Receipt	920,650.00	128,550.00
Bank Interest on Security Deposit	0.00	0.00

Certified that the above data are true, correct & based on records.


Sub-Assistant Engineer
S & D, wzpdcl, Jhalokathi.


Assistant Engineer
S & D, wzpdcl, Jhalokathi.


Executive Engineer
S & D, wzpdcl, Jhalokathi.


Manager Accounts
wzrao, Barisal

MOD FOR THE: February/ 2024


Type of consumer	Category	Amount Receivable at the end of previous month	Amount billed for the month (current month)	Amount collected in the month (current month)	Amount Receivable at the end of current month	Equivalent month
01	02	03	04	05	06 (3+4-5)	07 (6/4)
Residential	LT-A	15,262,790.00	12,862,845.00	12,130,047.00	15,995,588.00	1.24
Agricultural Pump	LT-B	(279.00)	189.00	-	(90.00)	-0.48
Small Industry	LT-C1	1,653,350.00	920,747.00	874,585.00	1,699,512.00	1.85
Construction- LT	LT-C2	194,740.00	24,135.00	50,649.00	168,226.00	6.97
Edu, Relig & Wel: Org and Hosp:	LT-D1	2,627,731.00	556,000.00	358,325.00	2,825,406.00	5.08
Street Lt & Water P	LT-D2	238,945.00	753,397.00	27,330.00	965,012.00	1.28
Battery Charging St	LT-D3	1,518,524.00	677,371.00	753,022.00	1,442,873.00	2.13
Commercial & Office	LT-E	7,624,118.00	5,242,685.00	4,312,063.00	8,554,740.00	1.63
Temporary- LT	LT-T	220,575.00	20,059.00	45,715.00	194,919.00	9.72
Residential- MT	MT-1	-	-	-	-	0.00
Commercial & Office- MT	MT-2	2,049,561.00	728,967.00	120,116.00	2,658,412.00	3.65
Industry- MT	MT-3	1,977,370.00	1,928,283.00	1,954,120.00	1,951,533.00	1.01
Construction- MT	MT-4	-	-	-	-	-
General- MT	MT-5	1,972,855.00	1,021,939.00	563,935.00	2,430,859.00	2.38
Temporary- MT	MT-6	-	-	-	-	0.00
Battery Charging St	MT-7	-	-	-	-	0.00
Agricultural Pump	MT-8	-	-	-	-	0.00
General- HT	HT-1	-	-	-	-	0.00
Commercial & Office- HT	HT-2	-	-	-	-	0.00
Industry- HT	HT-3	-	-	-	-	0.00
Construction- HT	HT-4	-	-	-	-	0.00
General- EHT1	EHT-1	-	-	-	-	0.00
General- EHT2	EHT-2	-	-	-	-	0.00
Total		35,340,280.00	24,736,617.00	21,189,907.00	38,886,990.00	1.57

Type of consumer	Amount Receivable at the end of previous month	Amount billed for the month (current month)	Amount collected in the month (current month)	Amount Receivable at the end of current month	Equivalent month
01	02	03	04	05 (2+3-4)	06 (5/3)
Autonomous	752,364.00	753,706.00	36,264.00	1,469,806.00	1.95
Govt Sctor	7,009,753.00	2,095,404.00	332,553.00	8,772,604.00	4.19
Private Sector	27,578,163.00	21,887,507.00	20,821,090.00	28,644,580.00	1.31
Total	35,340,280.00	24,736,617.00	21,189,907.00	38,886,990.00	1.57

Certified that the above data are


12.03.24
Sub-Assistant Engineer
S & D, wzpdcl, Jhalokathi.


12.03.24
Assistant Engineer
S & D, wzpdcl, Jhalokathi.


22/03/24
Executive Engineer
S & D, wzpdcl, Jhalokathi.