
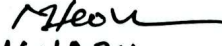



FOR THE: September / 2024

Sl.	Item	Current Month	Previous Month
1	No. of Consumers	25,734	25,699
2	No. of Active Consumers	25,734	25,699
3	No. of Consumers Billed	23,935	23,914
4	Percentages of Consumers Billed	93.01%	93.05%
5	Net Energy Imported (Kwh)	4,815,377	4,712,414
6	Net Energy Generated (Kwh)	0	0
7	Total Import	4,815,377	4,712,414
8	Total Energy Sold To Consumer (Kwh)	4,400,845	4,349,623
9	Energy Lost (Kwh)	414,532	362,791
10	Overall System Loss %	8.61%	7.70%
11	33KV Sold Unit	0.00	0.00%
12	11KV Sold Unit	365185.00	354,065
13	System Loss Without 33KV	5.38%	4.76%
14	System Loss Without 33KV & 11KV	5.84%	5.31%
15	Net Billed Amount (Tk)	38,003,355.00	37,425,896
16	Total Gross Billed Amount (Tk)	38,891,230.03	37,786,441.09
17	Net Collected Amount (Tk)	43,819,780.85	36,777,726.46
18	Total Gross Collected Amount (Tk)	44,707,655.88	37,138,271.55
19	Miscellaneous Collected Amount	887,875.03	360,545.09
20	C/I Ratio	104.92%	90.72%
21	C/B Ratio	114.81%	98.28%
22	Billing Rate	8.64	8.60
23	A/C Receivable MTk	59,140,164.56	64,956,590.41
24	Equivalent Month	1.56	1.74


16.10.24
Sub-Assistant Engineer
S & D, wzpdcl, Jhalokathi.


16.10.24
Assistant Engineer
S & D, wzpdcl, Jhalokathi.


16.10.24
Executive Engineer
S & D, wzpdcl, Jhalokathi.