

MOD FOR THE: May/ 2024

Sl.	Item	Current Month	Previous Month
1	No. of Consumers	25,378	25,286
2	No. of Active Consumers	25,378	25,286
3	No. of Consumers Billed	23,607	23,600
4	Percentages of Consumers Billed	93.02%	93.33%
5	Net Energy Imported (Kwh)	4,665,968	5,239,556
6	Net Energy Generated (Kwh)	0	0
7	Total Import (5+6)	4,665,968	5,239,556
8	Total Energy Sold To Consumer (Kwh)	4,325,696	4,759,631
9	Energy Lost (7-8) (Kwh)	340,272	479,925
10	System Loss (7/5X100) %	7.29%	9.16%
11	Net Billed Amount (Tk)	37,574,807	41,940,804
12	Total Gross Billed Amount (Tk)	37,945,287	42,252,534
13	Net Collected Amount (Tk)	35,182,823	28,163,124
14	Total Gross Collected Amount (Tk)	35,553,303	28,474,854
15	Miscellaneous Collected Amount	370,480	311,730
16	C/I Ratio $\left(\frac{14 \times 8}{12 \times 7}\right) \times 100\%$	86.86%	61.22%
17	C/B Ratio $\left(\frac{14}{12}\right) \times 100\%$	93.70%	67.39%
18	Billing Rate	8.69	8.81
19	A/C Receivable M Tk	62,076,133.15	59,684,149.00
20	Equivalent Month	1.65	1.42

Certified that the above data are true, correct & based on records.


13.06.24
Sub-Assistant Engineer
S & D, wzpdcl, Jhalokathi.


13.06.24
Assistant Engineer
S & D, wzpdcl, Jhalokathi.


13.06.24
Executive Engineer
S & D, wzpdcl, Jhalokathi.

1.2 CONSUMER BILLED & ENERGY SOLD :

MOD FOR THE: May/ 2024


Category	Previous month end consumer number	Newly connected consumer number	Permanently discounted consumer number	Total number of consumer	Disconnected seasonal consumer number	Active consumer number	Number of consumer billed	Energy Sold in Kwh	
								Current month	Previous month
01	02	03	04	05 (2+3+4)	06	07 (5-6)	08	09	10
LT-A	21924	87	0	22011	0	22011	20818	3081335	3293525
LT-B	1	0	0	1	0	1	1	200	30
LT-C1	148	0	0	148	0	148	112	105855	127676
LT-C2	14	0	0	14	0	14	0		3500
LT-D1	350	1	0	351	0	351	307	101578	122968
LT-D2	28	0	0	28	0	28	25	66366	78044
LT-D3	29	0	0	29	0	29	21	65920	73230
LT-E	2759	4	0	2763	0	2763	2297	538496	633744
LT-T	6	0	0	6	0	6	0		215
MT-1	0	0	0	0	0	0	0		
MT-2	8	0	0	8	0	8	8	86857	132674
MT-3	11	0	0	11	0	11	11	145033	156657
MT-4	0	0	0	0	0	0	0		
MT-5	8	0	0	8	0	8	7	134056	137368
MT-6	0	0	0	0	0	0	0	0	0
MT-7	0	0	0	0	0	0	0	0	0
MT-8	0	0	0	0	0	0	0	0	0
HT-1	0	0	0	0	0	0	0	0	0
HT-2	0	0	0	0	0	0	0	0	0
HT-3	0	0	0	0	0	0	0	0	0
HT-4	0	0	0	0	0	0	0	0	0
EHT-1	0	0	0	0	0	0	0	0	0
EHT-2	0	0	0	0	0	0	0	0	0
Total	25,286	92	0	25,378	0	25,378	23,607	4,325,696	4,759,631


New Connection Information :

1	No. of Application pending at the end of previous month	0
2	(+) No. of Application received during the month	92
3	(-) Newly connected consumer during the month	92
4	No. of Application pending at the end of Current month	0

Certified that the above data are true, correct & based on records.


Sub-Assistant Engineer
S & D, wzpdcl, Jhalokathi.


Assistant Engineer
S & D, wzpdcl, Jhalokathi.


Executive Engineer
S & D, wzpdcl, Jhalokathi.

3. BILLED AMOUNT.

3.1 Energy :

MOD FOR THE: May/ 2024

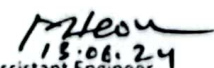
Type of consumer	Category	Current Month (Taka)						Previous Month (Taka)		
		Energy	Demand Charged	Pre-Payment Meter Rent	Vat	Total	Billing Rate	Net Billed Amount	Net Billed Amount	Billing Rate
1	2	3	4	5	6	7=(3+4+5+6)	8	9=(3+4+5)	10	11
Residential	LT-A	20,390,104.00	2,035,782.00	-	1,121,281.00	23,547,167.00	7.28	22,425,886.00	22,179,734.00	7.86
Agricultural Pump	LT-B	1,050.00	84.00	-	56.00	1,190.00	5.7	1,134.00	158.00	1.20
Small Industry	LT-C1	1,139,005.00	98,064.00	-	61,862.00	1,298,931.00	11.69	1,237,069.00	1,373,794.00	13.90
Construction- LT	LT-C2	-	-	-	-	-	#DIV/0!	-	53,025.00	16.90
Edu, Reg & Wel. Org. and Hospital	LT-D1	774,174.00	63,840.00	-	41,897.00	879,911.00	8.2	838,014.00	935,668.00	9.80
Street Lt & Water P	LT-D2	644,413.00	25,020.00	-	33,472.00	702,905.00	10.1	669,433.00	757,792.00	11.80
Battery Charging St	LT-D3	634,150.00	25,830.00	-	33,000.00	692,980.00	10.0	659,980.00	704,473.00	11.10
Commercial & Office	LT-E	7,004,137.00	682,290.00	-	384,316.00	8,070,743.00	14.3	7,686,427.00	8,243,709.00	16.60
Temporary- LT	LT-T	-	-	-	-	-	#DIV/0!	-	4,337.00	21.20
Residential- MT	MT-1	-	-	-	-	-	#DIV/0!	-	-	0.00
Com. & Office- MT	MT-2	983,166.00	66,330.00	-	52,471.00	1,101,967.00	12.1	1,049,496.00	1,501,266.00	18.00
Industry- MT	MT-3	1,452,806.00	156,060.00	-	80,437.00	1,689,303.00	11.1	1,608,866.00	1,559,121.00	11.80
Construction- MT	MT-4	-	-	-	-	-	#DIV/0!	-	-	0.00
General- MT	MT-5	1,284,922.00	113,580.00	-	69,922.00	1,468,424.00	10.4	1,398,502.00	1,356,401.00	11.00
Temporary- MT	MT-6	-	-	-	-	-	-	-	-	-
Battery Charging St	MT-7	-	-	-	-	-	-	-	-	-
Agricultural Pump	MT-8	-	-	-	-	-	-	-	-	-
General- HT	HT-1	-	-	-	-	-	-	-	-	-
Com. & Office- HT	HT-2	-	-	-	-	-	-	-	-	-
Industry- HT	HT-3	-	-	-	-	-	-	-	-	-
Construction- HT	HT-4	-	-	-	-	-	-	-	-	-
General- EHT1	EHT-1	-	-	-	-	-	-	-	-	-
General- EHT2	EHT-2	-	-	-	-	-	-	-	-	-
Sub Total 3.1		34,307,927.00	3,266,880.00	-	1,878,714.00	39,453,521.00	8.69	37,574,807.00	38,669,478.00	8.12

3.2 Miscellaneous Collected Amount :

Descriptions	Current Month	Previous Month
Application Fee	10,200.00	11,520.00
Disconnection Reconnection Fee	5,796.00	4,500.00
Late Payment Surcharge	187,713.00	356,901.55
Meter Testing Fee	12,184.00	12,420.00
Transformer Rent		
Penalty for Unauthorised Connection (Magistrate Court)		
Bank Interest	0.00	0.00
Others (Specify)	154,587.00	153,086.00
Sub Total 4.2	370,480.00	538,427.55
Grand Total Gross Bill (3.1+3.2)	37,945,287.00	23,771,840.00
3.3 Security		
Security Deposit Receipt	113,103.00	114,605.00
Bank Interest on Security Deposit	0.00	0.00

Certified that the above data are true, correct & based on records.


 Sub-Assistant Engineer
 S & D, wzpdcl, Jhalokathi.


 Assistant Engineer
 S & D, wzpdcl, Jhalokathi.


 Executive Engineer
 S & D, wzpdcl, Jhalokathi.

4. COLLECTED AMOUNT:

4.1 Energy :

MOD FOR THE: May/ 2024

Type of consumer	Category	Current Month (Taka)						Previous Month (Taka)
		Energy	Demand Charged	Pre-Payment	Vat	Total	Net Collection Amount	Net Collection Amount
1	2	3	4	5	6	7=(3+4+5+6)	8=(3+4+5)	9
Residential	LT-A	19,774,269.85	1,566,823.00	-	1,008,397.15	22,349,490.00	21,341,092.85	16,055,652.00
Agricultural Pump	LT-B	-	-	-	-	-	-	-
Small Industry	LT-C1	797,681.00	67,664.00	-	43,251.00	908,596.00	865,345.00	1,258,363.00
Construction- LT	LT-C2	63,150.00	3,240.00	-	3,320.00	69,710.00	66,390.00	53,041.00
Edu, Reg & Wel. Org and Hos	LT-D1	654,819.00	41,680.00	-	34,796.00	731,295.00	696,499.00	411,443.00
Street Lt & Water P	LT-D2	2,026,555.00	48,420.00	-	103,232.00	2,178,207.00	2,074,975.00	938,064.00
Battery Charging St	LT-D3	602,243.00	17,730.00	-	30,920.00	650,893.00	619,973.00	607,321.00
Commercial & Office	LT-E	6,508,930.00	504,915.00	-	350,101.00	7,363,946.00	7,013,845.00	6,363,518.00
Temporary- LT	LT-T	2,319.00	240.00	-	128.00	2,687.00	2,559.00	39,676.00
Residential- MT	MT-1	-	-	-	-	-	-	-
Com. & Office- MT	MT-2	198,197.00	6,030.00	-	10,211.00	214,438.00	204,227.00	165,157.00
Industry- MT	MT-3	1,559,121.00	152,460.00	-	85,576.00	1,797,157.00	1,711,581.00	1,783,223.00
Construction- MT	MT-4	-	-	-	-	-	-	-
General- MT	MT-5	561,136.00	25,200.00	-	29,316.00	615,652.00	586,336.00	468,334.00
Temporary- MT	MT-6	-	-	-	-	-	-	-
Battery Charging St	MT-7	-	-	-	-	-	-	-
Agricultural Pump	MT-8	-	-	-	-	-	-	-
General- HT	HT-1	-	-	-	-	-	-	-
Com. & Office- HT	HT-2	-	-	-	-	-	-	-
Industry- HT	HT-3	-	-	-	-	-	-	-
Construction- HT	HT-4	-	-	-	-	-	-	-
General- EHT1	EHT-1	-	-	-	-	-	-	-
General- EHT2	EHT-2	-	-	-	-	-	-	-
Sub Total 4.1		32,748,420.85	2,434,402.00		1,699,248.15	36,882,071.00	35,182,822.85	28,143,792.00

4.2 Miscellaneous Collected Amount :


Descriptions	Current Month	Previous Month
Application Fee	10,200.00	11,520.00
Disconnection Reconnection Fee	5,796.00	4,500.00
Late Payment Surcharge	187,713.00	356,901.55
Meter Testing Fee	12,184.00	12,420.00
Transformer Rent		
Penalty for Unauthorised Connection (Magistrate Court)		
Bank Interest		
Others (Specify)	154,587.00	153,086.00
Sub Total 4.2	370,480.00	538,427.55
Grand Total Gross Collection (4.1+4.2)	35,553,302.85	25,124,012.55

4.3 Security

Security Deposit Receipt	113,103.00	114,605.00
Bank Interest on Security Deposit	0.00	0.00

Certified that the above data are true, correct & based on records.


13.06.24
Sub-Assistant Engineer
S & D, wzpdcl, Jhalokathi.


13.06.24
Assistant Engineer
S & D, wzpdcl, Jhalokathi.


13.06.24
Executive Engineer
S & D, wzpdcl, Jhalokathi.


Manager Accounts
wzrao, Barisal

MOD FOR THE: May/ 2024


Type of consumer	Category	Amount Receivable at the end of previous month	Amount billed for the month (current month)	Amount collected in the month (current month)	Amount Receivable at the end of current month	Equiva-lemt month
01	02	03	04	05	06 (3+4-5)	07 (6/4)
Residential	LT-A	27,552,007.00	22,425,886.00	21,341,092.85	28,636,800.15	1.28
Agricultural Pump	LT-B	152.00	1,134.00	-	1,286.00	1.13
Small Industry	LT-C1	2,115,715.00	1,237,069.00	865,345.00	2,487,439.00	2.01
Construction- LT	LT-C2	47,542.00	-	66,390.00	(18,848.00)	#DIV/0!
Edu, Relig & Wel: Org and Hosp:	LT-D1	3,496,119.00	838,014.00	696,499.00	3,637,634.00	4.34
Street Lt & Water P	LT-D2	2,074,975.00	669,433.00	2,074,975.00	669,433.00	1.00
Battery Charging St	LT-D3	1,269,098.00	659,980.00	619,973.00	1,309,105.00	1.98
Commercial & Office	LT-E	12,718,241.00	7,686,427.00	7,013,845.00	13,390,823.00	1.74
Temporary- LT	LT-T	176,930.00	-	2,559.00	174,371.00	#DIV/0!
Residential- MT	MT-1	-	-	-	-	0.00
Commercial & Office- MT	MT-2	4,411,778.00	1,049,496.00	204,227.00	5,257,047.00	5.01
Industry- MT	MT-3	1,734,831.00	1,608,866.00	1,711,581.00	1,632,116.00	1.01
Construction- MT	MT-4	-	-	-	-	-
General- MT	MT-5	4,086,761.00	1,398,502.00	586,336.00	4,898,927.00	3.50
Temporary- MT	MT-6	-	-	-	-	0.00
Battery Charging St	MT-7	-	-	-	-	0.00
Agricultural Pump	MT-8	-	-	-	-	0.00
General- HT	HT-1	-	-	-	-	0.00
Commercial & Office- HT	HT-2	-	-	-	-	0.00
Industry- HT	HT-3	-	-	-	-	0.00
Construction- HT	HT-4	-	-	-	-	0.00
General- EHT1	EHT-1	-	-	-	-	0.00
General- EHT2	EHT-2	-	-	-	-	0.00
Total		59,684,149.00	37,574,807.00	35,182,822.85	62,076,133.15	1.65

Type of consumer	Amount Receivable at the end of previous month	Amount billed for the month (current month)	Amount collected in the month (current month)	Amount Receivable at the end of current month	Equiva-lemt month
01	02	03	04	05 (2+3-4)	06 (5/3)
Autonomous	2,140,392.00	698,824.00	2,101,278.00	737,938.00	1.06
Govt Sctor	14,235,207.00	2,984,672.00	540,882.00	16,678,997.00	5.59
Private Sector	43,308,550.00	33,891,311.00	32,540,662.85	44,659,198.15	1.32
Total	59,684,149.00	37,574,807.00	35,182,822.85	62,076,133.15	1.65

Certified that the above data are


13.06.24
Sub-Assistant Engineer
S & D, wzpdcl, Jhalokathi.


13.06.24
Assistant Engineer
S & D, wzpdcl, Jhalokathi.


13.06.24
Executive Engineer
S & D, wzpdcl, Jhalokathi.