


MOD FOR THE: March/ 2024

Sl.	Item	Courrent Month	Previous Month
1	No. of Consumers	25,192	25,105
2	No. of Active Consumers	25,192	25,105
3	No. of Consumers Billed	23,447	23,383
4	Percentages of Consumers Billed	93.07%	93.14%
5	Net Energy Imported (Kwh)	3,865,886	2,974,581
6	Net Energy Generated (Kwh)	0	0
7	Total Import (5+6)	3,865,886	2,974,581
8	Total Energy Sold To Consumer (Kwh)	3,564,936	2,804,492
9	Energy Lost (7-8) (Kwh)	300,950	170,089
10	System Loss (7/5X100) %	7.78%	5.72%
11	Net Billed Amount (Tk)	31,605,064	24,736,617
12	Total Gross Billed Amount (Tk)	32,143,492	25,188,521
13	Net Collected Amount (Tk)	24,585,585	21,189,907
14	Total Gross Collected Amount (Tk)	25,124,013	21,641,811
15	Miscellaneous Collected Amount	538,428	451,904
16	C/I Ratio $\{(14 \times 8) / (12 \times 7)\} \times 100\%$	72.08%	81.01%
17	C/B Ratio $\{14 / 12\} \times 100\%$	78.16%	85.92%
18	Billing Rate	8.87	8.82
19	A/C Receivable M Tk	45,906,469.00	38,886,990.00
20	Equivalent Month	1.45	1.57

Certified that the above data are true, correct & based on records.


 28/08/28
 Sub-Assistant Engineer
 S & D, wzpdcl, Jhalokathi.


 15.04.24
 Assistant Engineer
 S & D, wzpdcl, Jhalokathi.


 28/8/28
 Executive Engineer
 S & D, wzpdcl, Jhalokathi.

1.2 CONSUMER BILLED & ENERGY SOLD :

MOD FOR THE: March/ 2024

Category	Previous month end consumer number	Newly connected consumer number	Permanently discontinued consumer number	Total number of consumer	Disconnected seasonal consumer number	Active consumer number	Number of consumer billed	Energy Sold in Kwh	
								Current month	Previous month
01	02	03	04	05 (2+3-4)	06	07 (5-6)	08	09	10
LT-A	21776	89	0	21839	0	21839	20659	2320774	1839361
LT-B	1	0	0	0	0	0	0		20
LT-C1	148	0	0	148	0	148	113	122499	76297
LT-C2	14	0	0	14	0	14	5	2600	1300
LT-D1	346	3	0	349	0	349	294	98815	64694
LT-D2	28	0	0	28	0	28	25	81546	75011
LT-D3	27	0	0	27	0	27	19	70260	67840
LT-E	2733	6	0	2754	0	2754	2305	512880	350864
LT-T	6	0	0	6	0	6	1	900	935
MT-1	0	0	0	0	0	0	0		0
MT-2	7	0	0	8	0	8	8	90627	59688
MT-3	11	0	0	11	0	11	11	162624	175302
MT-4	0	0	0	0	0	0	0		0
MT-5	8	0	0	8	0	8	7	101411	93180
MT-6	0	0	0	0	0	0	0	0	0
MT-7	0	0	0	0	0	0	0	0	0
MT-8	0	0	0	0	0	0	0	0	0
HT-1	0	0	0	0	0	0	0	0	0
HT-2	0	0	0	0	0	0	0	0	0
HT-3	0	0	0	0	0	0	0	0	0
HT-4	0	0	0	0	0	0	0	0	0
EHT-1	0	0		0	0	0	0	0	0
EHT-2	0	0		0	0	0	0	0	0
Total	25,105	98	0	25,192	0	25,192	23,447	3,564,936	2,804,492

New Connection Information :

1	No. of Application pending at the end of previous month	0
2	(+) No. of Application received during the month	98
3	(-) Newly connected consumer during the month	98
4	No. of Application pending at the end of Current month	0

Certified that the above data are true, correct & based on records.


Sub-Assistant Engineer
25/02/28
S & D, wzpdcl, Jhalokathi.


Assistant Engineer
15.04.24
S & D, wzpdcl, Jhalokathi.


Executive Engineer
25/02/28
S & D, wzpdcl, Jhalokathi.

BILLED AMOUNT.

3.1 Energy :

MOD FOR THE: March/ 2024

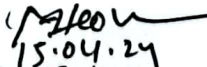
Type of consumer	Category	Current Month (Taka)							Previous Month (Taka)	
		Energy	Demand Charged	Pre-Payment Meter Rent	Val	Total	Billing Rate	Net Billed Amount	Net Billed Amount	Billing Rate
1	2	3	4	5	6	7=(3+4+5+6)	8	9=(3+4+5)	10	11
Residential	LT-A	14,414,390.00	2,023,434.00	-	821,727.00	17,259,551.00	7.1	16,437,824.00	10,846,572.00	5.50
Agricultural Pump	LT-B	-	-	-	-	-	#DIV/0!	-	105.00	8.00
Small Industry	LT-C1	1,318,094.00	99,648.00	-	70,890.00	1,488,632.00	11.57	1,417,742.00	820,955.00	7.52
Construction- LT	LT-C2	39,390.00	4,440.00	-	2,190.00	46,020.00	16.9	43,830.00	19,695.00	9.30
Edu, Reg & Wel. Org and Uncoital	LT-D1	752,713.00	59,700.00	-	40,611.00	853,024.00	8.2	812,413.00	495,100.00	5.60
Street Lt & Water P	LT-D2	791,807.00	25,020.00	-	40,846.00	857,673.00	10.0	816,827.00	728,377.00	9.20
Battery Charging St	LT-D3	675,901.00	23,850.00	-	34,990.00	734,741.00	10.0	699,751.00	652,621.00	9.60
Commercial & Office	LT-E	6,671,275.00	703,620.00	-	368,781.00	7,743,676.00	14.4	7,374,895.00	4,563,545.00	10.20
Temporary- LT	LT-T	18,153.00	960.00	-	955.00	20,068.00	21.2	19,113.00	18,859.00	22.30
Residential- MT	MT-1	-	-	-	-	-	#DIV/0!	-	-	0.00
Com. & Office- MT	MT-2	1,021,983.00	66,330.00	-	54,413.00	1,142,726.00	12.0	1,088,313.00	680,637.00	8.00
Industry- MT	MT-3	1,622,123.00	161,100.00	-	89,154.00	1,872,377.00	11.0	1,783,223.00	1,767,183.00	11.90
Construction- MT	MT-4	-	-	-	-	-	#DIV/0!	-	-	0.00
General- MT	MT-5	997,553.00	113,580.00	-	55,555.00	1,166,688.00	11.0	1,111,133.00	908,359.00	10.10
Temporary- MT	MT-6	-	-	-	-	-	-	-	-	-
Battery Charging St	MT-7	-	-	-	-	-	-	-	-	-
Agricultural Pump	MT-8	-	-	-	-	-	-	-	-	-
General- HT	HT-1	-	-	-	-	-	-	-	-	-
Com. & Office- HT	HT-2	-	-	-	-	-	-	-	-	-
Industry- HT	HT-3	-	-	-	-	-	-	-	-	-
Construction- HT	HT-4	-	-	-	-	-	-	-	-	-
General- EHT1	EHT-1	-	-	-	-	-	-	-	-	-
General- EHT2	EHT-2	-	-	-	-	-	-	-	-	-
Sub Total 3.1		28,323,382.00	3,281,682.00	-	1,580,112.00	33,185,176.00	8.87	31,605,064.00	21,502,008.00	7.67

3.2 Miscellaneous Collected Amount :

Descriptions	Current Month	Previous Month
Application Fee	11,520.00	10,500.00
Disconnection Reconnection Fee	4,500.00	6,000.00
Late Payment Surcharge	356,901.55	182,221.20
Meter Testing Fee	12,420.00	12,420.00
Transformer Rent		
Penalty for Unauthorised Connection (Magistrate Court)		
Bank Interest	0.00	0.00
Others (Specify)	153,086.00	240,763.00
Sub Total 4.2	538,427.55	451,904.00
Grand Total Gross Bill (3.1+3.2)	32,143,491.55	23,771,840.00
3.3 Security		
Security Deposit Receipt	114,605.00	920,650.00
Bank Interest on Security Deposit	0.00	0.00

Certified that the above data are true, correct & based on records.


Sub-Assistant Engineer
S & D, wzpdcl, Jhalokathi.


Assistant Engineer
S & D, wzpdcl, Jhalokathi.


Executive Engineer
S & D, wzpdcl, Jhalokathi.

4. COLLECTED AMOUNT:

4.1 Energy :

565,845.00

MOD FOR THE: March/ 2024

Type of consumer	Category	Current Month (Taka)						Previous Month (Taka)	
		Energy	Demand Charged	Pre-Payment	Vat	Total	Net Collection Amount	Net Collection Amount	
1	2	3	4	5	6	7=(3+4+5+6)	8=(3+4+5)	9	
Residential	LT-A	11,345,888.00	1,691,517.00	-	608,368.45	13,645,773.45	13,037,405.00	12,130,047.00	
Agricultural Pump	LT-B	-	-	-	-	-	-	-	
Small Industry	LT-C1	1,125,834.00	89,200.00	-	60,289.00	1,275,323.00	1,215,034.00	874,585.00	
Construction- LT	LT-C2	167,178.00	1,760.00	-	8,447.00	177,385.00	168,938.00	50,649.00	
Edu, Reg & Wel. Org and Bus	LT-D1	486,358.00	41,770.00	-	26,748.00	554,876.00	528,128.00	358,325.00	
Street Lt & Water P	LT-D2	32,897.00	1,620.00	-	1,725.00	36,242.00	34,517.00	27,330.00	
Battery Charging St	LT-D3	672,523.00	22,905.00	-	34,771.00	730,199.00	695,428.00	753,022.00	
Commercial & Office	LT-E	5,228,736.00	548,649.00	-	288,190.00	6,065,575.00	5,777,385.00	4,312,063.00	
Temporary- LT	LT-T	2,723.00	240.00	-	148.00	3,111.00	2,963.00	45,715.00	
Residential- MT	MT-1	-	-	-	-	-	-	-	
Com. & Office- MT	MT-2	715,306.00	22,080.00	-	36,866.00	774,252.00	737,386.00	120,116.00	
Industry- MT	MT-3	1,767,183.00	161,100.00	-	96,409.00	2,024,692.00	1,928,283.00	1,954,120.00	
Construction- MT	MT-4	-	-	-	-	-	-	-	
General- MT	MT-5	434,918.00	25,200.00	-	23,005.00	483,123.00	460,118.00	563,935.00	
Temporary- MT	MT-6	-	-	-	-	-	-	-	
Battery Charging St	MT-7	-	-	-	-	-	-	-	
Agricultural Pump	MT-8	-	-	-	-	-	-	-	
General- HT	HT-1	-	-	-	-	-	-	-	
Com. & Office- HT	HT-2	-	-	-	-	-	-	-	
Industry- HT	HT-3	-	-	-	-	-	-	-	
Construction- HT	HT-4	-	-	-	-	-	-	-	
General- EHT1	EHT-1	-	-	-	-	-	-	-	
General- EHT2	EHT-2	-	-	-	-	-	-	-	
Sub Total 4.1		21,979,544.00	2,606,041.00		1,184,966.45	25,770,551.45	24,585,585.00	21,189,907.00	

4.2 Miscellaneous Collected Amount :

Descriptions	Current Month	Previous Month
Application Fee	11,520.00	10,500.00
Disconnection Reconnection Fee	4,500.00	6,000.00
Late Payment Surcharge	356,901.55	182,221.20
Meter Testing Fee	12,420.00	12,420.00
Transformer Rent		
Penalty for Unauthorised Connection (Magistrate Court)		
Bank Interest		
Others (Specify)	153,086.00	240,763.00
Sub Total 4.2	538,427.55	451,904.00
Grand Total Gross Collection (4.1+4.2)	25,124,012.55	21,641,811.00

4.3 Security

Security Deposit Receipt	114,605.00	920,650.00
Bank Interest on Security Deposit	0.00	0.00

Certified that the above data are true, correct & based on records.

[Signature]
28/08/28
Sub-Assistant Engineer
S & D, wzpdcl, Jhalokathi.

[Signature]
15.04.24
Assistant Engineer
S & D, wzpdcl, Jhalokathi.

[Signature]
28/08/28
Executive Engineer
S & D, wzpdcl, Jhalokathi.

[Signature]
28/08/28
Manager Accounts
wzrao, Barisal


MOD FOR THE: March/ 2024


Type of consumer	Category	Amount Receivable at the end of previous month	Amount billed for the month (current month)	Amount collected in the month (current month)	Amount Receivable at the end of current month	Equivalent month
01	02	03	04	05	06 (3+4-5)	07 (6/4)
Residential	LT-A	15,995,588.00	16,437,824.00	13,037,405.00	19,396,007.00	1.18
Agricultural Pump	LT-B	(90.00)	-	-	(90.00)	#DIV/0!
Small Industry	LT-C1	1,699,512.00	1,417,742.00	1,215,034.00	1,902,220.00	1.34
Construction- LT	LT-C2	168,226.00	43,830.00	168,938.00	43,118.00	0.98
Edu, Relig & Wel: Org and Hosp:	LT-D1	2,825,406.00	812,413.00	528,128.00	3,109,691.00	3.83
Street Lt & Water P	LT-D2	965,012.00	816,827.00	34,517.00	1,747,322.00	2.14
Battery Charging St	LT-D3	1,442,873.00	699,751.00	695,428.00	1,447,196.00	2.07
Commercial & Office	LT-E	8,554,740.00	7,374,895.00	5,777,385.00	10,152,250.00	1.38
Temporary- LT	LT-T	194,919.00	19,113.00	2,963.00	211,069.00	11.04
Residential- MT	MT-1	-	-	-	-	0.00
Commercial & Office- MT	MT-2	2,658,412.00	1,088,313.00	737,386.00	3,009,339.00	2.77
Industry- MT	MT-3	1,951,533.00	1,783,223.00	1,928,283.00	1,806,473.00	1.01
Construction- MT	MT-4	-	-	-	-	-
General- MT	MT-5	2,430,859.00	1,111,133.00	460,118.00	3,081,874.00	2.77
Temporary- MT	MT-6	-	-	-	-	0.00
Battery Charging St	MT-7	-	-	-	-	0.00
Agricultural Pump	MT-8	-	-	-	-	0.00
General- HT	HT-1	-	-	-	-	0.00
Commercial & Office- HT	HT-2	-	-	-	-	0.00
Industry- HT	HT-3	-	-	-	-	0.00
Construction- HT	HT-4	-	-	-	-	0.00
General- EHT1	EHT-1	-	-	-	-	0.00
General- EHT2	EHT-2	-	-	-	-	0.00
Total		38,886,990.00	31,605,064.00	24,585,585.00	45,906,469.00	1.45

Type of consumer	Amount Receivable at the end of previous month	Amount billed for the month (current month)	Amount collected in the month (current month)	Amount Receivable at the end of current month	Equivalent month
01	02	03	04	05 (2+3-4)	06 (5/3)
Autonomous	1,469,806.00	839,031.00	28,825.00	2,280,012.00	2.72
Govt Scetor	8,772,604.00	2,718,702.00	1,968,277.00	9,523,029.00	3.50
Private Sector	28,644,580.00	28,047,331.00	22,588,483.00	34,103,428.00	1.22
Total	38,886,990.00	31,605,064.00	24,585,585.00	45,906,469.00	1.45

Certified that the above data are


Sub-Assistant Engineer
S & D, wzpdcl, Jhalokathi.


Assistant Engineer
S & D, wzpdcl, Jhalokathi.


Executive Engineer
S & D, wzpdcl, Jhalokathi.