
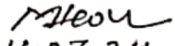



MOD FOR THE: June/ 2024

Sl.	Item	Courrent Month	Previous Month
1	No. of Consumers	25,614	25,378
2	No. of Active Consumers	25,614	25,378
3	No. of Consumers Billed	23,685	23,607
4	Percentages of Consumers Billed	92.47%	93.02%
5	Net Energy Imported (Kwh)	5,545,412	4,665,968
6	Net Energy Generated (Kwh)	0	0
7	Total Import (5+6)	5,545,412	4,665,968
8	Total Energy Sold To Consumer (Kwh)	4,782,422	4,325,696
9	Energy Lost (7-8) (Kwh)	762,990	340,272
10	System Loss (7/5X100) %	13.76%	7.29%
11	Net Billed Amount (Tk)	42,265,010.00	37,574,807
12	Total Gross Billed Amount (Tk)	43,295,402.09	37,945,287
13	Net Collected Amount (Tk)	46,081,131.46	35,182,823
14	Total Gross Collected Amount (Tk)	47,111,523.55	35,553,303
15	Miscellaneous Collected Amount	1,030,392.09	370,480
16	C/I Ratio $\{(14 \times 8) / (12 \times 7)\} \times 100\%$	93.84%	86.86%
17	C/B Ratio $\{14 / 12\} \times 100\%$	108.81%	93.70%
18	Billing Rate	8.84	8.69
19	A/C Receivable M Tk	58,260,011.54	62,076,133.15
20	Equivalent Month	1.38	1.65

Certified that the above data are true, correct & based on records.

  
26/07/24  
Sub-Assistant Engineer  
S & D, wzpdcl, Jhalokathi.

  
16.07.24  
Assistant Engineer  
S & D, wzpdcl, Jhalokathi.

  
16.07.24  
Executive Engineer  
S & D, wzpdcl, Jhalokathi.

## 1.2 CONSUMER BILLED &amp; ENERGY SOLD :

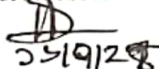
MOD FOR THE: June/ 2024

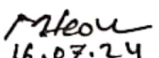
Category	Previous month end consumer number	Newly connected consumer number	Permanently discounted consumer number	Total number of consumer	Disconnected seasonal consumer number	Active consumer number	Number of consumer billed	Energy Sold in Kwh	
								Current month	Previous month
01	02	03	04	05 (2+3-4)	06	07 (5-6)	08	09	10
LT-A	22011	230	0	22241	0	22241	20871	3276483	3081335
LT-B	1	0	0	1	0	1	1	300	200
LT-C1	148	0	0	148	0	148	114	121000	105855
LT-C2	14	0	0	14	0	14	4	1700	0
LT-D1	351	0	0	351	0	351	334	119944	101578
LT-D2	28	0	0	28	0	28	25	111931	66366
LT-D3	29	0	0	29	0	29	22	99970	65920
LT-E	2763	6	0	2769	0	2769	2286	683409	538496
LT-T	6	0	0	6	0	6	2	525	0
MT-1	0	0	0	0	0	0	0	0	0
MT-2	8	0	0	8	0	8	8	110373	86857
MT-3	11	0	0	11	0	11	11	129061	145033
MT-4	0	0	0	0	0	0	0	0	0
MT-5	8	0	0	8	0	8	7	127726	134056
MT-6	0	0	0	0	0	0	0	0	0
MT-7	0	0	0	0	0	0	0	0	0
MT-8	0	0	0	0	0	0	0	0	0
HT-1	0	0	0	0	0	0	0	0	0
HT-2	0	0	0	0	0	0	0	0	0
HT-3	0	0	0	0	0	0	0	0	0
HT-4	0	0	0	0	0	0	0	0	0
EHT-1	0	0	0	0	0	0	0	0	0
EHT-2	0	0	0	0	0	0	0	0	0
Total	25,378	236	0	25,614	0	25,614	23,685	4,782,422	4,325,696
1.2									


**New Connection Information :**

1	No. of Application pending at the end of previous month	0
2	(+) No. of Application received during the month	236
3	(-) Newly connected consumer during the month	236
4	No. of Application pending at the end of Current month	0

Certified that the above data are true, correct &amp; based on records.

  
 25/07/24  
 Sub-Assistant Engineer  
 S & D, wzpdcl, Jhalokathi.

  
 16.07.24  
 Assistant Engineer  
 S & D, wzpdcl, Jhalokathi.

  
 16.07.24  
 Executive Engineer  
 S & D, wzpdcl, Jhalokathi.



## 3. BILLED AMOUNT.

## 3.1 Energy :

MOD FOR THE: June/ 2024

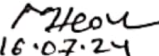
Type of consumer	Category	Current Month (Taka)							Previous Month (Taka)	
		Energy	Demand Charged	Pre-Payment Meter Rent	Vat	Total	Billing Rate	Net Billed Amount	Net Billed Amount	Billing Rate
1	2	3	4	5	6	7=(3+4+5+6)	8	9=(3+4+5)	10	11
Residential	LT-A	22,018,496.00	2,038,848.00	-	1,201,182.00	25,258,526.00	7.342429	24,057,344.00	20,390,104.00	7.00
Agricultural Pump	LT-B	1,575.00	84.00	-	83.00	1,742.00	5.5	1,659.00	1,050.00	6.00
Small Industry	LT-C1	1,301,966.00	100,608.00	-	70,119.00	1,472,693.00	11.59	1,402,574.00	1,139,005.00	12.00
Construction- LT	LT-C2	25,755.00	4,200.00	-	1,497.00	31,452.00	17.6	29,955.00	-	0.00
Edu, Reg & Wel. Dro. and Hospital	LT-D1	912,838.00	66,660.00	-	48,972.00	1,028,470.00	8.2	979,498.00	774,174.00	8.00
Street Lt & Water P	LT-D2	1,086,832.00	25,020.00	-	55,593.00	1,167,445.00	9.9	1,111,852.00	644,413.00	10.00
Battery Charging St	LT-D3	961,711.00	27,270.00	-	49,449.00	1,038,430.00	9.9	988,981.00	634,150.00	10.00
Commercial & Office	LT-E	8,887,907.00	680,490.00	-	478,449.00	10,046,846.00	14.0	9,568,397.00	7,004,137.00	14.00
Temporary- LT	LT-T	10,590.00	1,440.00	-	600.00	12,630.00	22.9	12,030.00	-	0.00
Residential- MT	MT-1	-	-	-	-	-	#DIV/0!	-	-	0.00
Com. & Office- MT	MT-2	1,265,952.00	66,330.00	-	66,611.00	1,398,893.00	12.1	1,332,282.00	983,166.00	12.00
Industry- MT	MT-3	1,292,000.00	143,100.00	-	71,751.00	1,506,851.00	11.1	1,435,100.00	1,452,806.00	11.00
Construction- MT	MT-4	-	-	-	-	-	#DIV/0!	-	-	0.00
General- MT	MT-5	1,228,518.00	116,820.00	-	67,263.00	1,412,601.00	10.5	1,345,338.00	1,284,922.00	10.00
Temporary- MT	MT-6	-	-	-	-	-	-	-	-	-
Battery Charging St	MT-7	-	-	-	-	-	-	-	-	-
Agricultural Pump	MT-8	-	-	-	-	-	-	-	-	-
General- HT	HT-1	-	-	-	-	-	-	-	-	-
Com. & Office- HT	HT-2	-	-	-	-	-	-	-	-	-
Industry- HT	HT-3	-	-	-	-	-	-	-	-	-
Construction- HT	HT-4	-	-	-	-	-	-	-	-	-
General- EHT1	EHT-1	-	-	-	-	-	-	-	-	-
General- EHT2	EHT-2	-	-	-	-	-	-	-	-	-
<b>Sub Total 3.1</b>		<b>38,994,140.00</b>	<b>3,270,870.00</b>	<b>-</b>	<b>2,111,569.00</b>	<b>44,376,579.00</b>	<b>8.84</b>	<b>42,265,010.00</b>	<b>34,307,927.00</b>	<b>7.93</b>

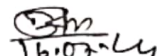
## 3.2 Miscellaneous Collected Amount :

Descriptions	Current Month	Previous Month
Application Fee	28,440.00	10,200.00
Disconnection Reconnection Fee	5,520.00	5,796.00
Late Payment Surcharge	522,735.12	187,713.00
Meter Testing Fee	18,480.00	12,184.00
Transformer Rent	0.00	0.00
Penalty for Unauthorised Connection (Magistrate Court)	0.00	0.00
Bank Interest	86,666.97	0.00
Others (Specify)	368,550.00	154,587.00
<b>Sub Total 4.2</b>	<b>1,030,392.09</b>	<b>538,427.55</b>
<b>Grand Total Gross Bill (3.1+3.2)</b>	<b>43,295,402.09</b>	<b>34,846,354.55</b>
<b>3.3 Security</b>		
Security Deposit Receipt	244,230.00	113,103.00
Bank Interest on Security Deposit	0.00	0.00

Certified that the above data are true, correct &amp; based on records.

  
Sub-Assistant Engineer  
S & D, wzpdcl, Jhalokathi.

  
Assistant Engineer  
S & D, wzpdcl, Jhalokathi.

  
Executive Engineer  
S & D, wzpdcl, Jhalokathi.

## 4. COLLECTED AMOUNT:

## 4.1 Energy :

MOD FOR THE: Jun/ 2024

Type of consumer	Category	Current Month (Taka)						Previous Month (Taka)	
		Energy	Demand Charged	Pre-Payment	Vat	Total	Net Collection Amount	Net Collection Amount	
1	2	3	4	5	6	7=(3+4+5+6)	8=(3+4+5)	9	
Residential	LT-A	23,975,125.46	1,808,155.00	-	1,308,531.73	27,091,812.19	25,783,280.46	21,252,157.00	
Agricultural Pump	LT-B	3,592.00	84.00	-	183.00	3,859.00	3,676.00	-	
Small Industry	LT-C1	1,946,426.00	96,384.00	-	101,463.00	2,144,273.00	2,042,810.00	855,345.00	
Construction- LT	LT-C2	19,810.00	3,240.00	-	1,154.00	24,204.00	23,050.00	66,390.00	
Edu, Reg & Wel. Org and Mos	LT-D1	1,268,324.00	49,540.00	-	65,305.00	1,383,169.00	1,317,864.00	696,499.00	
Street Lt & Water P	LT-D2	643,927.00	24,120.00	-	33,402.00	701,449.00	668,047.00	2,074,975.00	
Battery Charging St	LT-D3	770,137.00	27,180.00	-	39,818.00	837,133.00	797,317.00	619,973.00	
Commercial & Office	LT-E	8,814,605.00	609,345.00	-	464,803.00	9,888,553.00	9,423,950.00	7,013,845.00	
Temporary- LT	LT-T	-	-	-	-	-	-	2,559.00	
Residential- MT	MT-1	-	-	-	-	-	-	-	
Com. & Office- MT	MT-2	1,458,509.00	34,290.00	-	74,533.00	1,567,432.00	1,492,799.00	204,227.00	
Industry- MT	MT-3	1,452,806.00	156,060.00	-	80,437.00	1,689,303.00	1,608,856.00	1,711,581.00	
Construction- MT	MT-4	-	-	-	-	-	-	-	
General- MT	MT-5	2,775,742.00	143,730.00	-	145,961.00	3,065,433.00	2,919,472.00	586,336.00	
Temporary- MT	MT-6	-	-	-	-	-	-	-	
Battery Charging St	MT-7	-	-	-	-	-	-	-	
Agricultural Pump	MT-8	-	-	-	-	-	-	-	
General- HT	HT-1	-	-	-	-	-	-	-	
Com. & Office- HT	HT-2	-	-	-	-	-	-	-	
Industry- HT	HT-3	-	-	-	-	-	-	-	
Construction- HT	HT-4	-	-	-	-	-	-	-	
General- EHT1	EHT-1	-	-	-	-	-	-	-	
General- EHT2	EHT-2	-	-	-	-	-	-	-	
<b>Sub Total 4.1</b>		<b>43,129,003.46</b>	<b>2,952,128.00</b>		<b>2,315,488.73</b>	<b>48,396,620.19</b>	<b>45,081,131.46</b>	<b>35,093,887.00</b>	


## 4.2 Miscellaneous Collected Amount :

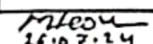
Descriptions	Current Month	Previous Month
Application Fee	28,440.00	10,200.00
Disconnection Reconnection Fee	5,520.00	5,796.00
Late Payment Surcharge	522,735.12	187,713.00
Meter Testing Fee	18,480.00	12,184.00
Transformer Rent	0.00	0.00
Penalty for Unauthorised Connection (Magistrate Court)	0.00	0.00
Bank Interest	86,656.97	0.00
Others (Specify)	368,550.00	154,587.00
<b>Sub Total 4.2</b>	<b>1,030,392.09</b>	<b>538,427.55</b>
<b>Grand Total Gross Collection (4.1+4.2)</b>	<b>47,111,523.55</b>	<b>35,632,314.55</b>

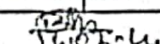
## 4.3 Security

Security Deposit Receipt	244,230.00	113,103.00
Bank Interest on Security Deposit	0.00	0.00


Certified that the above data are true, correct &amp; based on records.

  
 ১৬/৭/২৪  
 Sub-Assistant Engineer  
 S & D, wzpdd, Jhalokathi.

  
 ১৬/৭/২৪  
 Assistant Engineer  
 S & D, wzpdd, Jhalokathi.

  
 ১৬/৭/২৪  
 Executive Engineer  
 S & D, wzpdd, Jhalokathi.

  
 ১৬/৭/২৪  
 Manager Accounts  
 wzrao, Barisal

  
 ১৬/৭/২৪



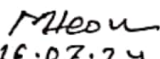
MOD FOR THE: June/ 2024


Type of consumer	Category	Amount Receivable at the end of previous month	Amount billed for the month (current month)	Amount collected in the month (current month)	Amount Receivable at the end of current month	Equiva-lemt month
01	02	03	04	05	06 (3+4-5)	07 (6/4)
Residential	LT-A	28,592,512.00	24,057,344.00	25,783,280.46	26,866,575.54	1.12
Agricultural Pump	LT-B	3,676.00	1,659.00	3,676.00	1,659.00	1.00
Small Industry	LT-C1	2,487,439.00	1,402,574.00	2,042,810.00	1,847,203.00	1.32
Construction- LT	LT-C2	23,050.00	29,955.00	23,050.00	29,955.00	1.00
Edu, Relig & Wel: Org and Hosp:	LT-D1	3,637,634.00	979,498.00	1,317,864.00	3,299,268.00	3.37
Street Lt & Water P	LT-D2	669,433.00	1,111,852.00	668,047.00	1,113,238.00	1.00
Battery Charging St	LT-D3	1,309,105.00	988,981.00	797,317.00	1,500,769.00	1.52
Commercial & Office	LT-E	13,390,823.00	9,568,397.00	9,423,950.00	13,535,270.00	1.41
Temporary- LT	LT-T	174,371.00	12,030.00	-	186,401.00	15.49
Residential- MT	MT-1	-	-	-	-	0.00
Commertial & Office- MT	MT-2	5,257,047.00	1,332,282.00	1,492,799.00	5,096,530.00	3.83
Industry- MT	MT-3	1,632,116.00	1,435,100.00	1,608,866.00	1,458,350.00	1.02
Construction- MT	MT-4	-	-	-	-	-
General- MT	MT-5	4,898,927.00	1,345,338.00	2,919,472.00	3,324,793.00	2.47
Temporary- MT	MT-6	-	-	-	-	0.00
Battery Charging St	MT-7	-	-	-	-	0.00
Agricultural Pump	MT-8	-	-	-	-	0.00
General- HT	HT-1	-	-	-	-	0.00
Commercial & Office- HT	HT-2	-	-	-	-	0.00
Industry- HT	HT-3	-	-	-	-	0.00
Construction- HT	HT-4	-	-	-	-	0.00
General- EHT1	EHT-1	-	-	-	-	0.00
General- EHT2	EHT-2	-	-	-	-	0.00
<b>Total</b>		<b>62,076,133.00</b>	<b>42,265,010.00</b>	<b>46,081,131.46</b>	<b>58,260,011.54</b>	<b>1.38</b>

Type of consumer	Amount Receivable at the end of previous month	Amount billed for the month (current month)	Amount collected in the month (current month)	Amount Receivable at the end of current month	Equiva-lemt month
01	02	03	04	05 (2+3-4)	06 (5/2)
Autonomous	737,938.00	1,142,182.00	724,802.00	1,155,318.00	1.01
Govt Scetor	16,719,167.00	3,375,371.00	5,644,226.00	14,450,312.00	4.28
Private Sector	44,619,028.00	37,747,457.00	39,712,103.46	42,654,381.54	1.13
<b>Total</b>	<b>62,076,133.00</b>	<b>42,265,010.00</b>	<b>46,081,131.46</b>	<b>58,260,011.54</b>	<b>1.38</b>

Certified that the above data are

  
 5.5.10.9/28  
 Sub-Assistant Engineer  
 S & D, wzpdcl, Jhalokathi.

  
 16.07.24  
 Assistant Engineer  
 S & D, wzpdcl, Jhalokathi.

  
 16.07.24  
 Executive Engineer  
 S & D, wzpdcl, Jhalokathi.

