


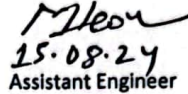
MOD FOR THE: July/ 2024

Sl.	Item	Courrent Month	Previous Month
1	No. of Consumers	25,664	25,614
2	No. of Active Consumers	25,664	25,614
3	No. of Consumers Billed	23,861	23,685
4	Percentages of Consumers Billed	92.97%	92.47%
5	Net Energy Imported (Kwh)	5,349,085	5,545,412
6	Net Energy Generated (Kwh)	0	0
7	Total Import (5+6)	5,349,085	5,545,412
8	Total Energy Sold To Consumer (Kwh)	4,732,946	4,782,422
9	Energy Lost (7-8) (Kwh)	616,139	762,990
10	System Loss (7/5X100) %	11.52%	13.76%
11	Net Billed Amount (Tk)	41,886,899.80	42,265,010
12	Total Gross Billed Amount (Tk)	42,156,818.80	43,295,402
13	Net Collected Amount (Tk)	35,838,490.47	46,081,131
14	Total Gross Collected Amount (Tk)	36,108,409.47	47,111,524
15	Miscellaneous Collected Amount	269,919.00	1,030,392
16	C/I Ratio $\{(14 \times 8) / (12 \times 7)\} \times 100 \%$	75.79%	93.84%
17	C/B Ratio $\{ 14 / 12 \} \times 100 \%$	85.65%	108.81%
18	Billing Rate	8.85	8.84
19	A/C Receivable M Tk	64,308,420.87	58,260,011.54
20	Equivalent Month	1.54	1.38

Certified that the above data are true, correct & based on records.


15/08/24

Sub-Assistant Engineer
S & D, wzpdcl, Jhalokathi.


15.08.24

Assistant Engineer
S & D, wzpdcl, Jhalokathi.


15.08.24

Executive Engineer
S & D, wzpdcl, Jhalokathi.

1.2 CONSUMER BILLED & ENERGY SOLD :


MOD FOR THE: July/ 2024

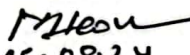
Category	Previous month end consumer number	Newly connected consumer number	Permanently discounted consumer number	Total number of consumer	Disconnected seasonal consumer number	Active consumer number	Number of consumer billed	Energy Sold in Kwh	
								Current month	Previous month
01	02	03	04	05 (2+3-4)	06	07 (5-6)	08	09	10
LT-A	22241	47	0	22288	0	22288	21069	3141035	3276483
LT-B	1	0	0	1	0	1	1	350	300
LT-C1	148	0	0	148	0	148	113	98508	121000
LT-C2	14	0	0	14	0	14	5	2350	1700
LT-D1	351	0	0	351	0	351	309	115385	119944
LT-D2	28	0	0	28	0	28	25	77658	111931
LT-D3	29	1	0	30	0	30	22	83900	99970
LT-E	2769	2	0	2771	0	2771	2289	671773	683409
LT-T	6	0	0	6	0	6	2	210	525
MT-1	0	0	0	0	0	0	0		0
MT-2	8	0	0	8	0	8	8	167331	110373
MT-3	11	0	0	11	0	11	11	185877	129061
MT-4	0	0	0	0	0	0	0		0
MT-5	8	0	0	8	0	8	7	188569	127726
MT-6	0	0	0	0	0	0	0	0	0
MT-7	0	0	0	0	0	0	0		0
MT-8	0	0	0	0	0	0	0	0	0
HT-1	0	0	0	0	0	0	0	0	0
HT-2	0	0	0	0	0	0	0	0	0
HT-3	0	0	0	0	0	0	0	0	0
HT-4	0	0	0	0	0	0	0	0	0
EHT-1	0	0		0	0	0	0	0	0
EHT-2	0	0		0	0	0	0	0	0
Total 1.2	25,614	50	0	25,664	0	25,664	23,861	4,732,946	4,782,422


New Connection Information :

1	No. of Application pending at the end of previous month	0
2	(+) No. of Application received during the month	50
3	(-) Newly connected consumer during the month	50
4	No. of Application pending at the end of Current month	0

Certified that the above data are true, correct & based on records.


Sub-Assistant Engineer
S & D, wzpdcl, Jhalokathi.


15.08.24
Assistant Engineer
S & D, wzpdcl, Jhalokathi.


15.08.24
Executive Engineer
S & D, wzpdcl, Jhalokathi.

3. BILLED AMOUNT.

3.1 Energy :

MOD FOR THE: July/ 2024

Type of consumer	Category	Current Month (Taka)							Previous Month (Taka)	
		Energy	Demand Charged	Pre-Payment Meter Rent	Vat	Total	Billing Rate	Net Billed Amount	Net Billed Amount	Billing Rate
1	2	3	4	5	6	7=(3+4+5+6)	8	9=(3+4+5)	10	11
Residential	LT-A	20,828,153.80	2,064,090.00	-	1,144,534.19	24,036,777.99	7.29	22,892,243.80	24,057,344.00	7.34
Agricultural Pump	LT-B	1,838.00	84.00	-	96.00	2,018.00	5.5	1,922.00	1,659.00	5.53
Small Industry	LT-C1	1,059,946.00	99,072.00	-	57,961.00	1,216,979.00	11.77	1,159,018.00	1,402,574.00	11.59
Construction- LT	LT-C2	35,603.00	6,600.00	-	2,110.00	44,313.00	18.0	42,203.00	29,955.00	17.62
Edu, Reg & Wel. Org and Hospital	LT-D1	871,157.00	68,340.00	-	47,153.00	986,650.00	8.1	939,497.00	979,498.00	8.17
Street Lt & Water P	LT-D2	754,054.00	25,020.00	-	38,955.00	818,029.00	10.0	779,074.00	1,111,852.00	9.93
Battery Charging St	LT-D3	807,118.00	26,550.00	-	41,684.00	875,352.00	9.9	833,668.00	988,981.00	9.89
Commercial & Office	LT-E	8,737,155.00	682,740.00	-	470,982.00	9,890,877.00	14.0	9,419,895.00	9,568,397.00	14.00
Temporary- LT	LT-T	4,236.00	1,200.00	-	273.00	5,709.00	25.9	5,436.00	12,030.00	22.91
Residential- MT	MT-1	-	-	-	-	-	#DIV/0!	-	-	#DIV/0!
Com. & Office- MT	MT-2	1,849,645.00	66,330.00	-	95,794.00	2,011,769.00	11.5	1,915,975.00	1,332,282.00	12.07
Industry- MT	MT-3	1,842,697.00	137,700.00	-	99,014.00	2,079,411.00	10.7	1,980,397.00	1,435,100.00	11.12
Construction- MT	MT-4	-	-	-	-	-	#DIV/0!	-	-	#DIV/0!
General- MT	MT-5	1,803,991.00	113,580.00	-	95,876.00	2,013,447.00	10.2	1,917,571.00	1,345,338.00	10.53
Temporary- MT	MT-6	-	-	-	-	-	-	-	-	0.00
Battery Charging St	MT-7	-	-	-	-	-	-	-	-	0.00
Agricultural Pump	MT-8	-	-	-	-	-	-	-	-	0.00
General- HT	HT-1	-	-	-	-	-	-	-	-	0.00
Com. & Office- HT	HT-2	-	-	-	-	-	-	-	-	0.00
Industry- HT	HT-3	-	-	-	-	-	-	-	-	0.00
Construction- HT	HT-4	-	-	-	-	-	-	-	-	0.00
General- EHT1	EHT-1	-	-	-	-	-	-	-	-	0.00
General- EHT2	EHT-2	-	-	-	-	-	-	-	-	0.00
Sub Total 3.1		38,595,593.80	3,291,306.00	-	2,094,432.19	43,981,331.99	8.85	41,886,899.80	42,265,010.00	8.84

3.2 Miscellaneous Collected Amount :

Descriptions	Current Month	Previous Month
Application Fee	5,640.00	28,440.00
Disconnection Reconnection Fee	6,480.00	5,520.00
Late Payment Surcharge	152,526.00	522,735.12
Meter Testing Fee	8,720.00	18,480.00
Transformer Rent	0.00	0.00
Penalty for Unauthorised Connection (Magistrate Court)	0.00	0.00
Bank Interest	0.00	86,666.97
Others (Specify)	96,553.00	368,550.00
Sub Total 4.2	269,919.00	1,030,392.09
Grand Total Gross Bill (3.1+3.2)	42,156,818.80	43,295,402.09
3.3 Security		
Security Deposit Receipt	59,970.00	244,230.00
Bank Interest on Security Deposit	0.00	0.00

Certified that the above data are true, correct & based on records.

[Signature]
22/06/28
Sub-Assistant Engineer
S & D, wzpdcl, Jhalokathi.

[Signature]
25.08.24
Assistant Engineer
S & D, wzpdcl, Jhalokathi.

[Signature]
15.08.24
Executive Engineer
S & D, wzpdcl, Jhalokathi.

4. COLLECTED AMOUNT:

4.1 Energy :

MOD FOR THE: July/ 2024

Type of consumer	Category	Current Month (Taka)						Previous Month (Taka)
		Energy	Demand Charged	Pre-Payment	Vat	Total	Net Collection Amount	Net Collection Amount
1	2	3	4	5	6	7=(3+4+5+6)	8=(3+4+5)	9
Residential	LT-A	21,051,501.80	1,670,972.00	-	1,113,384.66	23,835,858.46	22,722,473.80	25,783,280.46
Agricultural Pump	LT-B	-	-	-	-	-	-	3,676.00
Small Industry	LT-C1	1,065,499.00	76,464.00	-	56,711.00	1,198,674.00	1,141,963.00	2,042,810.00
Construction- LT	LT-C2	3,030.00	1,200.00	-	211.00	4,441.00	4,230.00	23,050.00
Edu, Reg & Wel. Org and Ho	LT-D1	511,571.00	39,600.00	-	27,498.00	578,669.00	551,171.00	1,317,864.00
Street Lt & Water P	LT-D2	294,213.00	6,390.00	-	15,030.00	315,633.00	300,603.00	668,047.00
Battery Charging St	LT-D3	822,593.00	21,240.00	-	42,175.00	886,008.00	843,833.00	797,317.00
Commercial & Office	LT-E	7,280,980.67	544,560.00	-	389,176.00	8,214,716.67	7,825,540.67	9,423,950.00
Temporary- LT	LT-T	4,336.00	480.00	-	240.00	5,056.00	4,816.00	-
Residential- MT	MT-1	-	-	-	-	-	-	-
Com. & Office- MT	MT-2	166,480.00	6,030.00	-	8,624.00	181,134.00	172,510.00	1,492,799.00
Industry- MT	MT-3	1,464,026.00	143,100.00	-	71,751.00	1,678,877.00	1,607,126.00	1,608,866.00
Construction- MT	MT-4	-	-	-	-	-	-	-
General- MT	MT-5	639,024.00	25,200.00	-	33,210.00	697,434.00	664,224.00	2,919,472.00
Temporary- MT	MT-6	-	-	-	-	-	-	-
Battery Charging St	MT-7	-	-	-	-	-	-	-
Agricultural Pump	MT-8	-	-	-	-	-	-	-
General- HT	HT-1	-	-	-	-	-	-	-
Com. & Office- HT	HT-2	-	-	-	-	-	-	-
Industry- HT	HT-3	-	-	-	-	-	-	-
Construction- HT	HT-4	-	-	-	-	-	-	-
General- EHT1	EHT-1	-	-	-	-	-	-	-
General- EHT2	EHT-2	-	-	-	-	-	-	-
Sub Total 4.1		33,303,254.47	2,535,236.00		1,758,010.66	37,596,501.13	35,838,490.47	46,081,131.46

4.2 Miscellaneous Collected Amount :

0.00

Descriptions	Current Month	Previous Month
Application Fee	5,640.00	28,440.00
Disconnection Reconnection Fee	6,480.00	5,520.00
Late Payment Surcharge	152,526.00	522,735.12
Meter Testing Fee	8,720.00	18,480.00
Transformer Rent	0.00	0.00
Penalty for Unauthorised Connection (Magistrate Court)	0.00	0.00
Bank Interest		86,666.97
Others (Specify)	96,553.00	368,550.00
Sub Total 4.2	269,919.00	1,030,392.09
Grand Total Gross Collection (4.1+4.2)	36,108,409.47	47,111,523.55

4.3 Security

Security Deposit Receipt	59,970.00	244,230.00
Bank Interest on Security Deposit	0.00	0.00

Certified that the above data are true, correct & based on records.

[Signature]
28/07/24
Sub-Assistant Engineer
S & D, wzpdcl, Jhalokathi.

পি.পেইড রিবেট= 340.13
[Signature]
15.08.24
Assistant Engineer
S & D, wzpdcl, Jhalokathi.

[Signature]
Executive Engineer
S & D, wzpdcl, Jhalokathi.

Manager Accounts
wzrao, Barisal

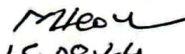
MOD FOR THE: July/ 2024


Type of consumer	Category	Amount Receivable at the end of previous month	Amount billed for the month (current month)	Amount collected in the month (current month)	Amount Receivable at the end of current month	Equiva- lent month
01	02	03	04	05	06 (3+4-5)	07 (6/4)
Residential	LT-A	26,866,575.54	22,892,243.80	22,722,473.80	27,036,345.54	1.18
Agricultural Pump	LT-B	1,659.00	1,922.00	-	3,581.00	1.86
Small Industry	LT-C1	1,847,203.00	1,159,018.00	1,141,963.00	1,864,258.00	1.61
Construction- LT	LT-C2	29,955.00	42,203.00	4,230.00	67,928.00	1.61
Edu, Relig & Wel: Org and Hosp:	LT-D1	3,299,268.00	939,497.00	551,171.00	3,687,594.00	3.93
Street Lt & Water P	LT-D2	1,113,238.00	779,074.00	300,603.00	1,591,709.00	2.04
Battery Charging St	LT-D3	1,500,769.00	833,668.00	843,833.00	1,490,604.00	1.79
Commercial & Office	LT-E	13,535,270.00	9,419,895.00	7,825,540.67	15,129,624.33	1.61
Temporary- LT	LT-T	186,401.00	5,436.00	4,816.00	187,021.00	34.40
Residential- MT	MT-1	-	-	-	-	0.00
Commercial & Office- MT	MT-2	5,096,530.00	1,915,975.00	172,510.00	6,839,995.00	3.57
Industry- MT	MT-3	1,458,350.00	1,980,397.00	1,607,126.00	1,831,621.00	0.92
Construction- MT	MT-4	-	-	-	-	-
General- MT	MT-5	3,324,793.00	1,917,571.00	664,224.00	4,578,140.00	2.39
Temporary- MT	MT-6	-	-	-	-	0.00
Battery Charging St	MT-7	-	-	-	-	0.00
Agricultural Pump	MT-8	-	-	-	-	0.00
General- HT	HT-1	-	-	-	-	0.00
Commercial & Office- HT	HT-2	-	-	-	-	0.00
Industry- HT	HT-3	-	-	-	-	0.00
Construction- HT	HT-4	-	-	-	-	0.00
General- EHT1	EHT-1	-	-	-	-	0.00
General- EHT2	EHT-2	-	-	-	-	0.00
Total		58,260,011.54	41,886,899.80	35,838,490.47	64,308,420.87	1.54

Type of consumer	Amount Receivable at the end of previous month	Amount billed for the month (current month)	Amount collected in the month (current month)	Amount Receivable at the end of current month	Equiva- lent month
01	02	03	04	05 (2+3-4)	06 (5/3)
Autonomous	1,155,318.00	806,279.00	274,020.00	1,687,577.00	2.09
Govt Scetor	14,810,520.00	4,652,497.00	390,294.00	19,072,723.00	4.10
Private Sector	42,294,173.54	36,428,123.80	35,174,176.47	43,548,120.87	1.20
Total	58,260,011.54	41,886,899.80	35,838,490.47	64,308,420.87	1.54

Certified that the above data are


Sub-Assistant Engineer
S & D, wzpdcl, Jhalokathi.


15.08.24
Assistant Engineer
S & D, wzpdcl, Jhalokathi.


15.08.24
Executive Engineer
S & D, wzpdcl, Jhalokathi.